



Design + Build
center

THE WAY WE WORK!
Coloring and Activity Book





Design + Build
center

THE WAY WE WORK!

It takes teamwork for a construction project to be successful. We are excited to have you be a part of our team! In this coloring and activity book, you will see the many different people that are involved in home remodeling projects. Some of these include architects, designers, electricians, and of course, carpenters!

This book was created for parents, children, and educators to illustrate the many faces and roles within the residential building industry. Safety is always our first priority when on the job site, so we have included activities and coloring pages with tips on being safe.

Have fun and enjoy this book!

Table of Contents

- | | |
|---|------------------------------------|
| 1. Hello from Irons Brothers Construction | 15. Math Course Activity |
| 2. We are Excited to Start your Project | 16. Updating Water and Electricity |
| 3. Draw Your Dream House | 17. Spot the Difference Activity |
| 4. Drawing up Plans | 18. The Walls Go Up |
| 5. The Building Code Activity | 19. Drywall Patch Activity |
| 6. Safety at the Job site | 20. Cabinet Making |
| 7. Safety Setup Activity | 21. Count the Rectangles Puzzle |
| 8. Let's Get to Work | 22. Finish Carpentry |
| 9. What's in the Tool Belt Activity | 23. Build Your Trim Activity |
| 10. Removing Walls | 24. Painting |
| 11. Demolition Time Activity | 25. Word Scramble Activity |
| 12. Framing New Walls | 26. Congratulations Move-in Day |
| 13. The Load Path Maze | 27. Word Search |
| 14. Repair or Replace the Roof | 28. Superstar Award |

Thank you to our coloring and activity book contributors.

Cover illustration by Samaria Irons · Artwork by Scarlet Haney · Activities by Dejah Léger
Directors, Joseph & Melissa Irons · Producer Jerome Bader, Blue Guardrail Marketing

Copyright © 2020 Irons Brothers Construction, Inc. All Rights Reserved.


ironsbc.com

1510 NE 170th Street, #2, Shoreline, WA 98155 - 206.306.7767


REG. #IRONSBC961LC



Design + Build
center



COLOR THE PICTURE!

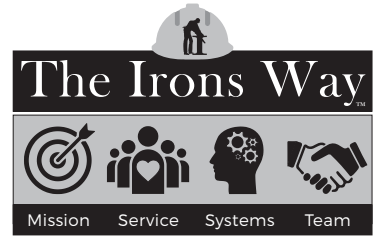


HELLO

From Irons Brothers Construction!



Design + Build
center



FILL IN THE BUBBLES!




Welcome!



We are excited to start your project.



Design + Build
center

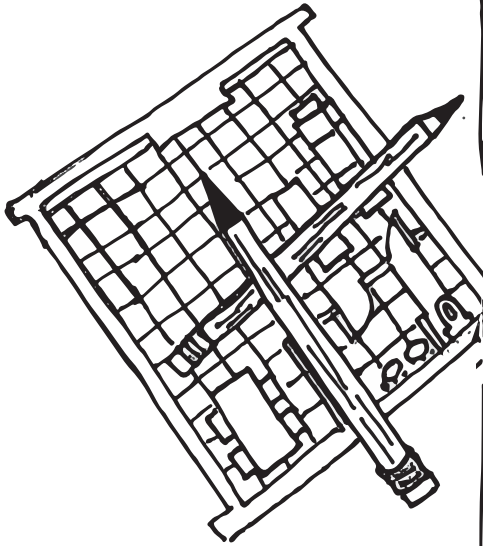


DRAW IN THE BUBBLE!




Draw your dream house!

COLOR THE PICTURE!



Designer



Architect


We turn your ideas into plans and drawings.

SOLVE THE PUZZLE!

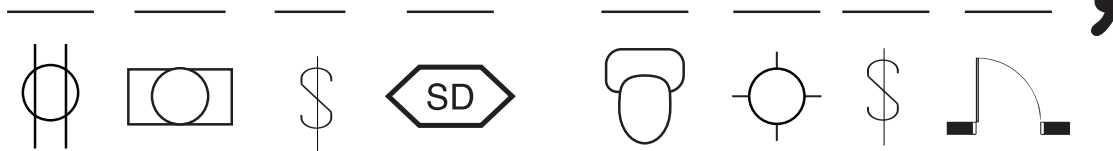


The Building Code

Architects and Designers use symbols to show where things go on your building plan. Here, each symbol represents a letter.



Can you crack the "building code"?




= K	= W	= E	= S
= F	= D	= H	= A
= R	= O	= B	

Did you know? Here's what the symbols really mean!

K = Smoke detector; W = Outlet; E = Stove; S = French doors; F = Shower; D = One door; H = Toilet; A = Light; R = Light switch; O = Sink; B = Stairs

COLOR THE PICTURE!







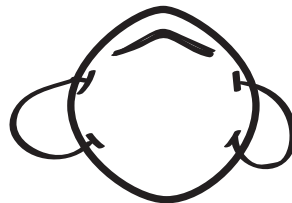

Safety first at the job site!

CIRCLE YOUR ANSWER!



Safety Setup!


Which items keep me safe on the job?
Circle them!




Answer: Glasses, Gloves, Mask, Ear protection, Boots,
Sink for handwashing, Hard Hat



Design + Build
center




COLOR THE PICTURE!



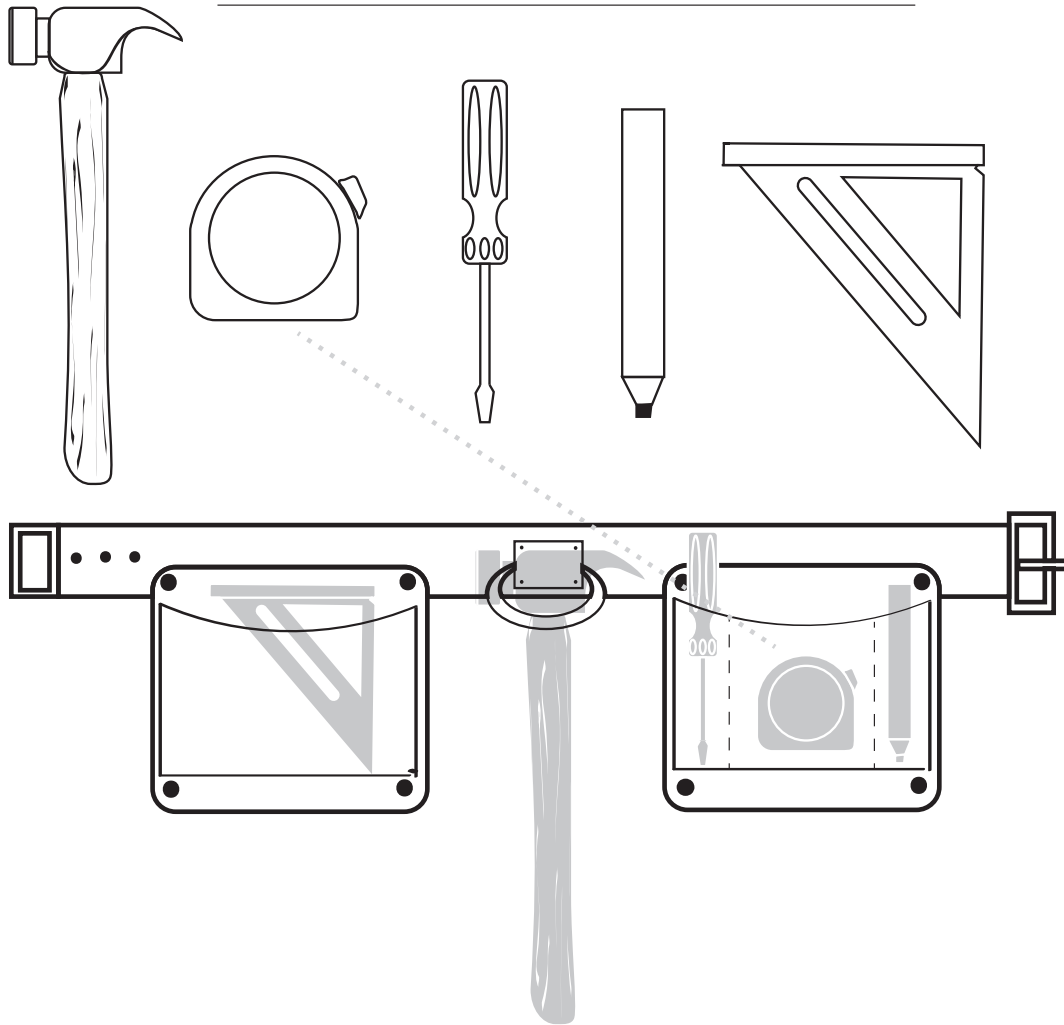
Let's get to work!

FILL THE TOOL BELT!



Can you draw a line to put each tool in its pocket?


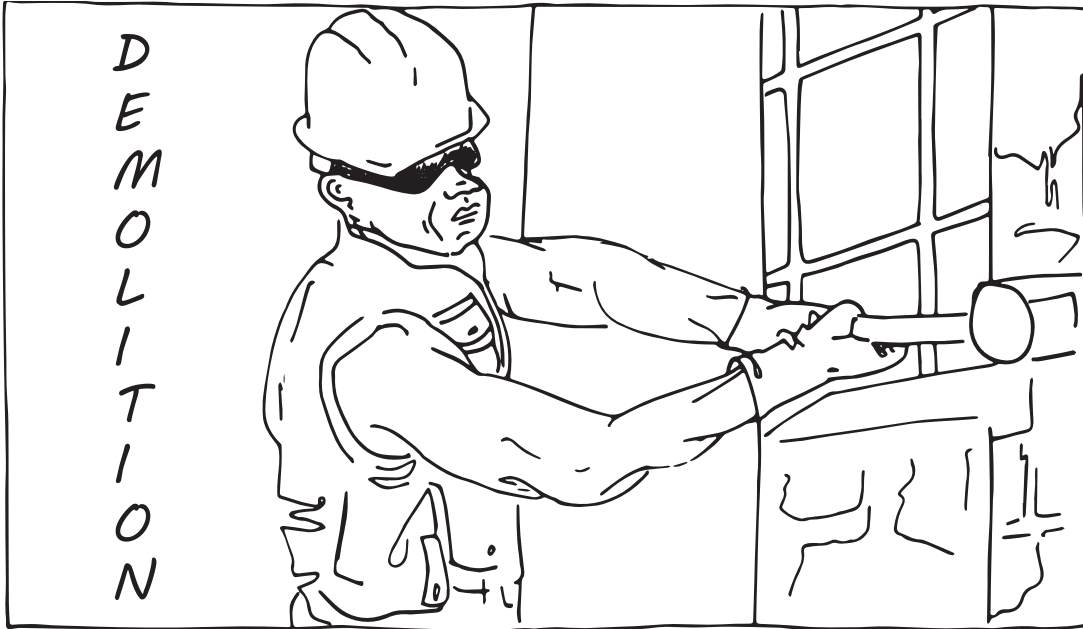
What's in the tool belt?



BONUS: Can you name the tools?


Answer to bonus question: 1. Hammer, 2. Tape Measure, 3. Screw driver, 4. Carpenter pencil, 5. Square

COLOR THE PICTURE!



We remove the old walls to build the new ones.

FILL IN THE BLANKS!



Demolition Time!

Complete each step of the process!

1. Turn off the _____



SAFETY GEAR

2. Put on your




SMART

3. Work _____



LEGS

4. Lift with your




POWER

5. Safety _____



COLOR THE PICTURE!




We build new walls, rooms, and floors.

FIND YOUR PATH!



The
"LOAD PATH"
Maze


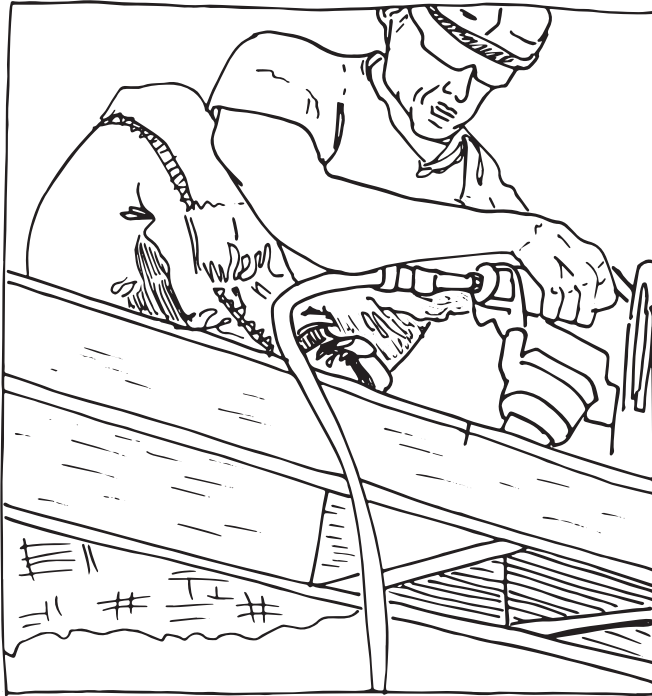
start




finish

A load path is how the weight of the house travels from the roof down to the ground!

COLOR THE PICTURE!



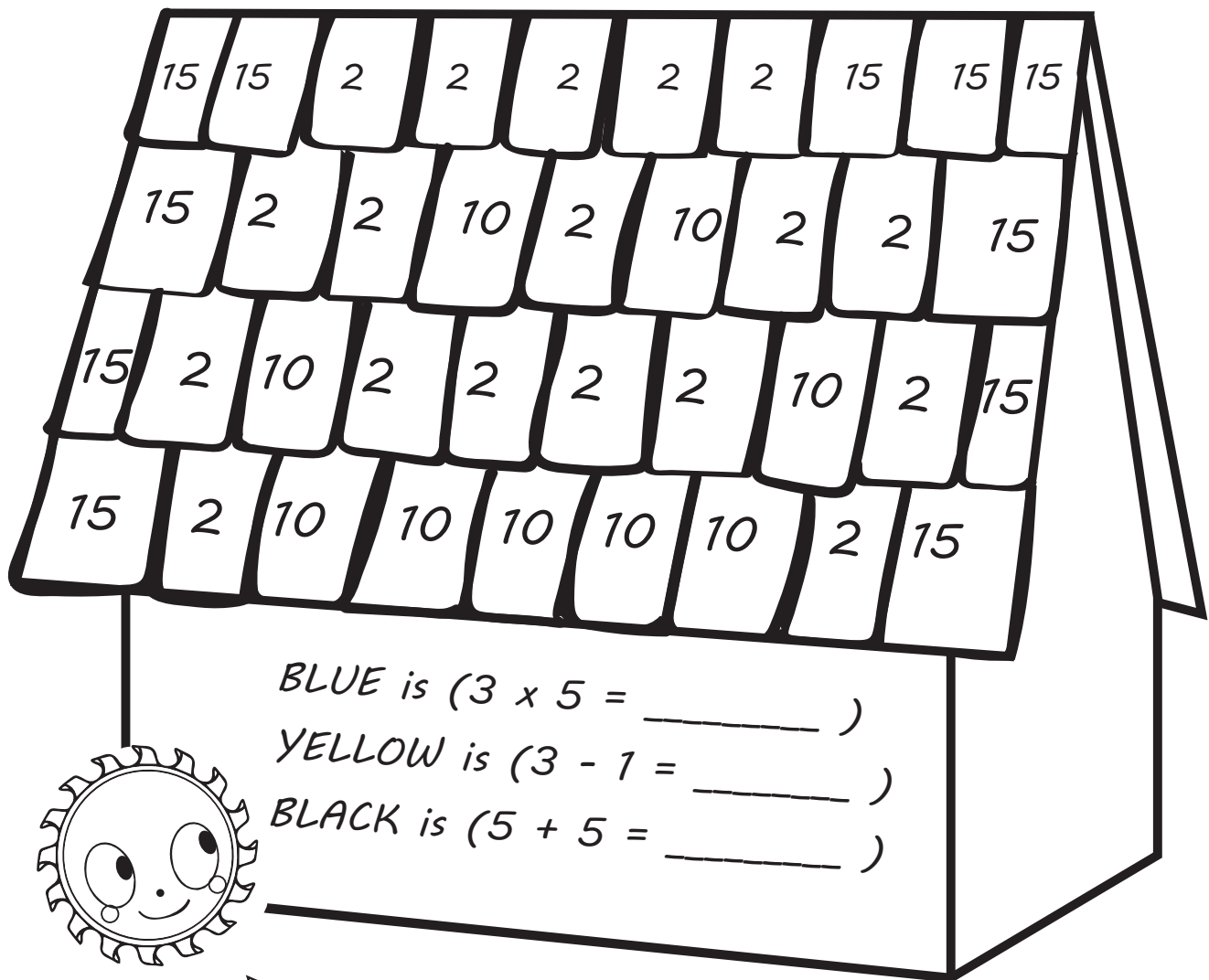
Roofers



We repair or replace the roof!

COLOR BY NUMBERS!

Math "Course"




Do the math to find out what number equals which color,
then use your answer to color the roof shingles!

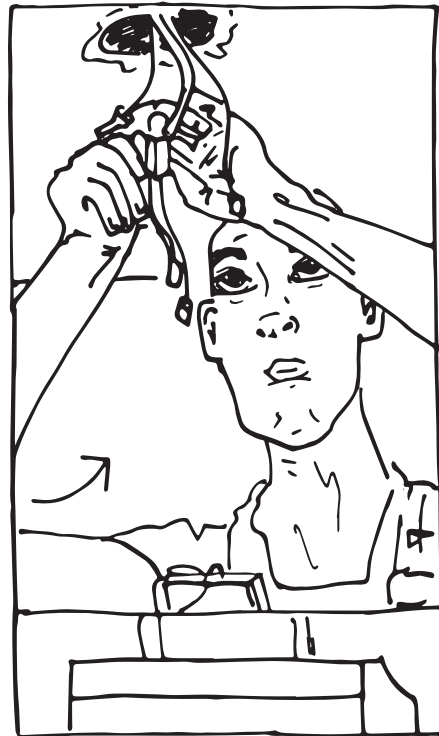
COLOR THE PICTURE!



P
L
U
M
B
E
R
S



E
L
E
C
T
R
I
C
I
A
N
S



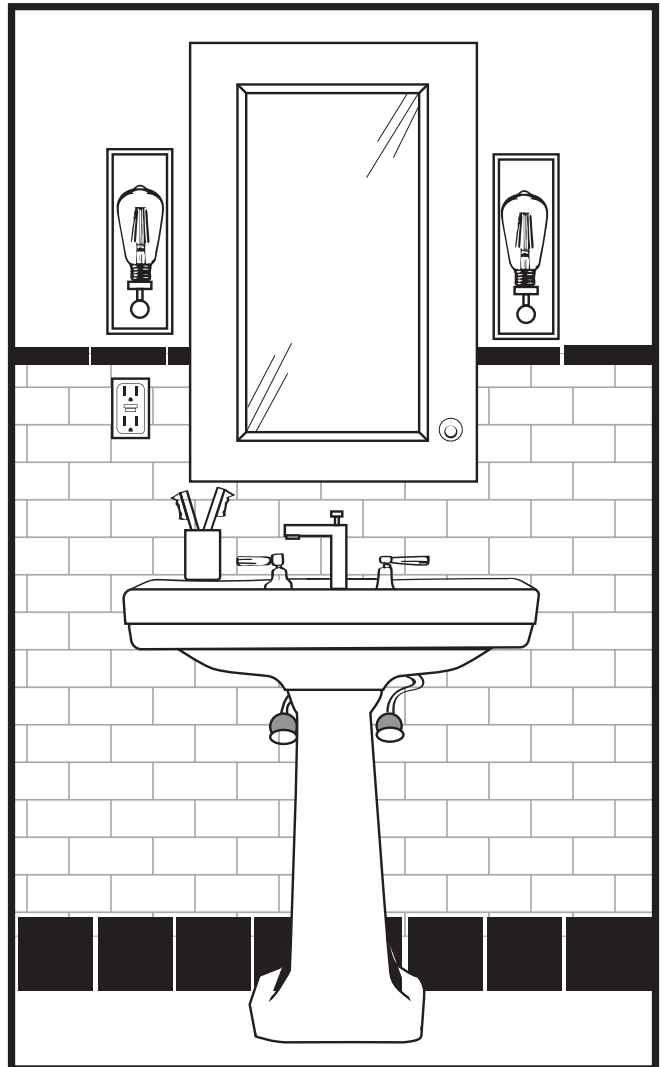


We fix the home's water and electricity!

FIND THE DIFFERENCES!



Spot the Difference!

Can you find 6 differences between the two bathrooms?



Answers: light fixtures, knob on mirror cabinet, faucet, toothbrushes, outlet, tile design

COLOR THE PICTURE!




We add the walls and ceilings.


MATCH THE PIECES!



Drywall Patch!



Draw a line from the "patch" to the matching shape on the wall!




COLOR THE PICTURE!

C
A
B
I
N
E
T
S



C
A
R
P
E
N
T
E
R
S





Finish carpenters install the cabinets.

COUNTING GAME!



How Many Rectangles?

No wrong answers! Count how many rectangles you can find in these kitchen cabinets!



Bonus Activity: Draw what goes on your kitchen counter!

COLOR THE PICTURE!



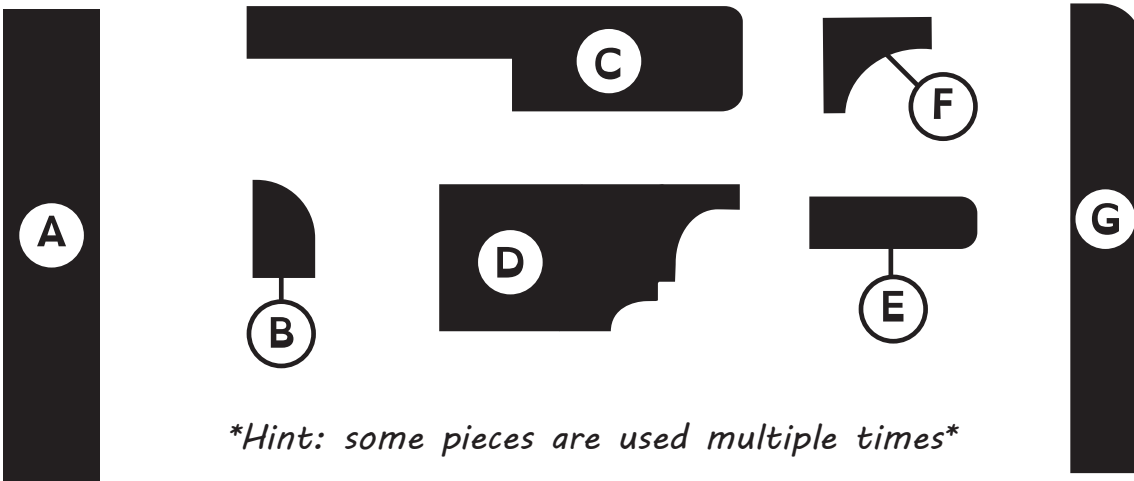


We make sure everything fits just right.

SOLVE THE PUZZLE!




Build Your Trim!

TRIM (the decorative wood around a window or wall) is often made of more than one piece, like building blocks. Can you label each piece?



Hint: some pieces are used multiple times

COLOR THE PICTURE!




We paint your house just the right color!

SOLVE THE PUZZLE!



Word Scramble!

Can you unscramble the name of each color, then color the matching star?



1. DRE _____
2. LOWYEL _____
3. ULEB _____
4. EGREN _____
5. INPK _____

ANSWERS: 1. RED; 2. YELLOW; 3. BLUE; 4. GREEN; 5. PINK

COLOR THE PICTURE!




WELCOME HOME!

Color and share this picture with us at
office@ironsbc.com

WORD SEARCH!



The Irons Way



K I O H E D X Z O Q H I A P L V R G
 P R O F E S S I O N A L B O R X V R
 D C N Z T U E D K E K I D N C O T G
 A L P M V S A F E Z L D X Z W I U J
 X R E L I A B L E O N E T P Q H N D
 X N I V F L J B X B T V Z Q J O R M
 C R A F T S M A N S H I P T B N P P
 T V D R F V X Y S E R V I C E E Q F
 P E T T V X B V R E S P E C T S R I
 V X A Q I P Q D E O W L T X O T Y B
 A U F M D M Y O P Z Q N H S U M R G
 L V B L O P V O C R O H N Q W B I K


Find the following words in the puzzle!

Words are hidden → ↓ and ↘

CRAFTSMANSHIP	RELIABLE
HONEST	RESPECT
PROFESSIONAL	SAFE
PROUD	SERVICE
	TEAM



Design + Build
center



CONGRATULATIONS!

Well Done!

Thank you for joining our team and learning about how we work. Working with a team, tools, and building materials can be a lot of fun, but remember, safety always comes first!

IRONS BROTHERS SUPER STAR!

Name _____

Date _____

Congratulations!
You've achieved 5-Stars
for your work!





The Irons Way™



Mission



Service



Systems



Team



MISSION

Inspiring creative and custom designs with an exceptional building experience.

SYSTEMS Core Values

- High Quality Craftsmanship
- Superior Customer Service
- Worksite Safety
- Green Practices
- Professionalism
- Community Involvement
- Continuing Education

SERVICE

Committed to enriching lives in our community through caring and craftsmanship.

TEAM

Fostering a great team experience through education and building relationships.



Irons Brothers Construction is respected as the leader in the design build industry.

We are proud to share with you the 2nd volume in The Irons Brothers Construction Coloring and Activity Books. Our inaugural edition was published in 2016. For this edition, we combined the artistic talents of our team members to create this story book with educational activities. The Way We Work is symbolic of how the Irons Brothers Construction team works together on each project we complete.

This book was put together during the 2020 Global Pandemic and Washington State's historical, Stay at Home Order. Our contributor's enthusiasm for the residential construction industry have created this engaging book for kids of all ages.

We hope you enjoyed learning, coloring, and had fun as you explored "The Way We Work."





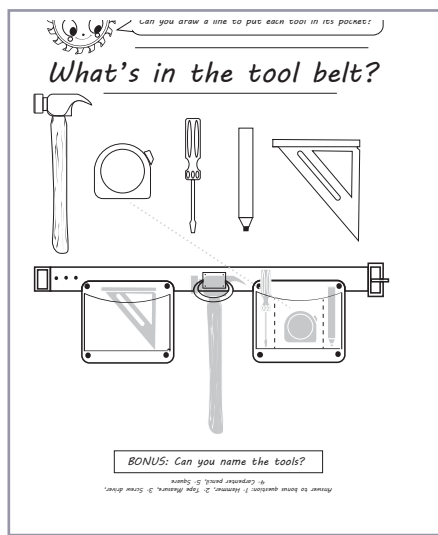
Joseph & Melissa Irons

ironsbc.com

1510 NE 170th Street, #2, Shoreline, WA 98155 - 206.306.7767

REG. #IRONSBC961LC

The Irons Brothers Construction Coloring and Activity Book!



If you have a question about your next project or would like to learn about career paths within the residential construction industry, please contact us at office@ironsbc.com.

Follow Us @ironsbc on Instagram, Facebook, and YouTube



ironsbc.com

1510 NE 170th Street, #2, Shoreline, WA 98155 - 206.306.7767